

Earth Day Poetry Pack Instructions

Wednesday, April 22, 2020 was Earth Day. We all know the importance on why we need to protect the Earth, and to make personal choices to help sustain it.

Now it's your chance to express your feelings about the Earth while learning about some different poetic forms. Each poetic form has certain rules that you must follow (ie. types of words, number of syllables). Please remember to follow the specific language rules for each poem and BE CREATIVE! I have included a word bank on page 2 that will help you come up with some ideas and words. Use these words, but also choose some of your own.

In this poetic package you are going to complete the following:

1) Write TWO Acrostic Poems

- Page 3 defines an acrostic poem and pages 4 & 5 give examples
- The acrostic poem on page 4 has to use the letters given (EARTH), and the acrostic poem you write on page 5 can be any Earth-related theme
- Please make sure you have at least 3 words on every line, and be creative!

2) Write a Diamante Poem

- Page 6 defines a diamante poem and pages 7 & 8 give examples
- On page 9 create your own diamante poem
- This is a good review of a noun, adjective and verb, and please note the antonym that is used as the last word at the end of the poem

3) Write a Cinquain Poem

- Page 10 defines a cinquain poem and page 11 has an example
- Write your cinquain on the lines provided on page 11
- Please remember to count the number of syllables (the sound blocks for each word) on each line

4) Write a Haiku Poem

- Page 12 defines a haiku poem and page 13 has two examples.
- Write your haiku on the lines provided on page 13
- Don't forget to count your syllables, and note the different number of syllables compared to a cinquain

5) Show your best Work (page 14)

- In the box provided on the last page, write a good copy of a poem that you are most proud of. Choose a poem from the 5 that you wrote above. Neatly copy that poem into the box and we will keep it as part of your 'Best of 6M'

Earth Day Vocabulary Word Bank

Nouns

Planet
Globe
Water
Dirt
Ocean
Land
Trash
Garbage
Junk
Recyclables
Waste
Landfill
Animals
Plants
Bugs
Rocks
Sphere
Home
Atmosphere
Pollution
Air
Ozone
Countries
Farmland
Continents
Flowers
Parks
Farmers
People

Verbs

Spinning
Twirling
Turning
Moving
Changing
Helping
Fogging
Cleaning
Gravitating
Going
Circling
Oscillating
Clouding
Growing
Recycling
Reducing
Whirling
Revolving
Reusing
Saving
Rotting
Orbiting
Rotating
Warming
Drifting
Surviving
Lasting
Molding
Stinking

Adjectives

Beautiful
Blue
Green
Special
Unique
Dirty
Smoggy
Wet
Rocky
Warm
Sunny
Rainy
Spacious
Wonderful
Fascinating
Enormous
Fertile
Round
Polluted
Overpopulated
Disgusting
Cloudy
Foggy
Smart
Helpful
Caring
Eco-friendly
Efficient
Clear

Acrostic

An acrostic poem uses the letters in its topic to start each line of poetry.

Acrostics have one line for each letter in the topic word.

They do not need to rhyme and do not have a certain number of syllables.

Earth Day Acrostic



Directions: Make an acrostic poem about earth by using each letter of the word.

Examples:

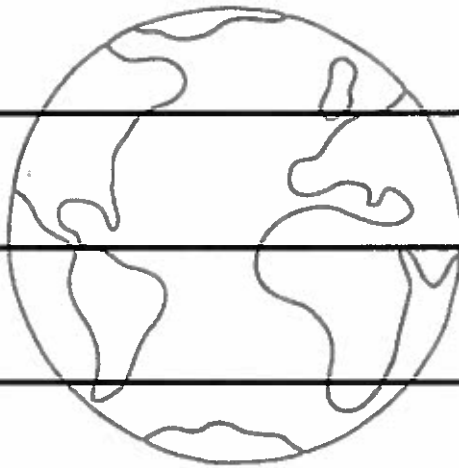
Environment
Animals and people
Recycle and reuse
Trees and plants
Home for all

Earth is my home
A planet covered in water and land
Recycle and reuse everything
Try to keep our planet clean
Help make a difference

E

A

R



T

H

Diamante

A diamante is a poem shaped like a diamond.

A diamante has seven lines.

Title

1 noun (topic)

2 adjectives related to topic

3 -ing verbs related to the topic

2 nouns for topic, 2 nouns for synonym

3 -ing verbs related to the topic

2 adjectives related to topic

1 noun (topic synonym)



Earth Day Diamante

Directions: Make a diamante poem about earth. Follow the rules below.

Format Rules:

Line 1: Your Topic (Noun)

Line 2: 2 Adjectives Describing the Topic

Line 3: Write 3 verbs ending in *-ing* that relate to your topic

Line 4: Write 4 nouns related to your topic

Line 5: Write 3 more verbs ending in *-ing*

Line 6: Write 2 more adjectives describing your topic

Line 7: Write the antonym/opposite of your topic (noun)

Earth

Topic (Noun)

Blue

Adjective

Green

Adjective

Living

-ing Verb

Spinning

-ing Verb

Changing

-ing Verb

Orb

Noun

Planet

Noun

Water

Noun

Land

Noun

Rotating

-ing Verb

Revolving

-ing Verb

Moving

-ing Verb

Beautiful


Adjective

Amazing

Adjective

Space

Antonym of Topic
(Noun)





Earth Day Diamante

Directions: Make a diamante poem about earth. Follow the rules below.

Format Rules:

Line 1: Your Topic (Noun)

Line 2: 2 Adjectives Describing the Topic

Line 3: Write 3 verbs ending in *-ing* that relate to your topic

Line 4: Write 4 nouns related to your topic

Line 5: Write 3 more verbs ending in *-ing*

Line 6: Write 2 more adjectives describing your topic

Line 7: Write the antonym/opposite of your topic (noun)

Earth

Wet

Rocky

Twirling

Spinning

Soaring

People

Plants

Animals

Life

Warming

Circling

Turning

Majestic

Unique

Moon





Earth Day Diamante

Directions: Make a diamante poem about earth. Follow the rules below.

Format Rules:

Line 1: Your Topic (Noun)

Line 2: 2 Adjectives Describing the Topic

Line 3: Write 3 verbs ending in *-ing* that relate to your topic

Line 4: Write 4 nouns related to your topic

Line 5: Write 3 more verbs ending in *-ing*

Line 6: Write 2 more adjectives describing your topic

Line 7: Write the antonym/opposite of your topic (noun)

 Topic (Noun)

 Adjective

 Adjective

 -ing Verb

 -ing Verb

 -ing Verb

 Noun

 Noun

 Noun

 Noun

 -ing Verb


 -ing Verb

 -ing Verb

 Adjective

 Adjective

 Antonym of Topic
 (Noun)





Cinquain

A cinquain is a poem about a person, place, or thing.

Cinquain comes from a Latin word meaning “five.” It is five lines long.

Title: 1 Word / 2 Syllables

Description: 2 Words / 4 Syllables

Action: 3 -ing Words / 6 Syllables

Feeling: 4 Word Phrase / 8 Syllables

Title Synonym: 1 Word / 2 Syllables

Earth Day Cinquain



Directions: Make a cinquain poem about Earth Day. It could be about earth, plants, pollution, water, or another Earth Day topic. A cinquain poem has a certain number of syllables and words in each line. Each line also has a topic.

Rules:

- 1st Line: Title -1 Word (2 Syllables)
- 2nd Line: Description - 2 Words (4 Syllables)
- 3rd Line: Action -3 -ing Words (6 Syllables)
- 4th Line: Feeling - 4 Word Phrase (8 syllables)
- 5th Line: Title Synonym - 1 Word (2 syllables)


Example:

Gardener
Grows vegetables
Planting, growing, picking
Peacefully working in sunshine
Planter

Name:

Date:

Title





Haiku

Haiku is a traditional form of Japanese poetry. Most haikus are written about nature.

A haiku has three lines.

The first line has 5 syllables.

The second line has 7 syllables.

The last line has 5 syllables.

Haikus do not need to rhyme.

Earth Day Haiku



Directions: Write a Haiku about Earth Day. It could be about the earth, plants, recycling, pollution, or another Earth Day topic.

A Haiku is poem that is just 3 lines long. It has 5 syllables in the first line, 7 syllables in the second line, and 5 syllables in the third line.

Example 1:

The earth is alive
If we don't take care of it
It will not survive

Example 2:

Don't pollute the earth
Keep our air and water clean
Make the earth happy

Name: _____

Date: _____

Title: _____



